

CHEMICAL GLOVES

Hand hygiene recommended protocol

This protocol applies only to **ALL reusable chemical & liquidproof** gloves

SANITISE

For a proper sanitisation, the **World Health Organization (WHO - October 2006, version 1)** recommends a **20-30 seconds** wash of your gloves with hydroalcoholic gel or a **40-60 seconds** with soap and water for the same efficiency.



Apply the hydroalcoholic gel (or soap and water) on the palm of one gloved hand. Cover the gel over all the surfaces of your gloved hands.



Rub hands palm to palm in a rotational movement.



Rub your right palm over left back hand with interlaced fingers with back and forth movements, and vice versa.



Take care of the interdigital spaces, rub your palm to palm with interlaced fingers, using a back and forth movements.



With your left thumb clasped, make a rotational rubbing in your right palm, then repeat with the other hand.



Once your gloves are dry, your hands are safe. You can work with complete peace of mind.

TAKE GLOVES OFF



Pull the fingers of one glove to release your hand without removing the glove, repeat on the 2nd glove.



Grab both gloves with one hand without touching the outside part.



After doffing the gloves, hang them out for drying. Wash your hands properly with hydroalcoholic gel or water & soap following WHO guidance and dry hands.

CHEMICAL GLOVES








Hand hygiene recommended protocol

PERMEATION TIME INFORMATION

Non-recommended cleaning and use of the gloves may affect the performance levels of the glove. Hydroalcoholic gels (ethanol, propan-1-ol and isopropanol) contain various ingredients that can interact with the glove coating and textile. The permeation time of chemical gloves may vary depending on the glove material. Below, indicative number of washes that you can do with hydroalcoholic gel.

Material	Permeation time with ethanol	Indicative equivalent washes number with hydroalcoholic gel (based on a 20-30 second cleaning)	Mapa Pro gloves
Natural latex (0,38 mm)	14 minutes	28 to 42	Vital, Alto & Jersette
Nitrile (0,2 mm)	20 minutes	40 to 60	UltraNitril
Neoprene (0,55 mm)	38 minutes	76 to 114	UltraNeo
Fluoroelastomer (0,5 mm)	> 240 minutes	480 to 720	Fluotech
Butyl (0,5 mm)	> 480 minutes	960 to 2 880	Butoflex
PVC (supporté)	98 minutes	196 to 294	Telsol

CAUTION FOR USE

-  The gloves are personal. Do not lend them to another person. You can identify them with a marker at the top of the cuff for example
-  Inspect the gloves before using them
-  Avoid jewellery & long nails
-  Don your gloves on clean & dry hands
-  Depending on the glove you use, please refer to instructions for use or data sheet to know the proper usage
-  Wash your gloves (to avoid risk of contamination)
-  Take off your gloves if they are damaged

Employers must ensure that users of PPE are aware and trained on the hazard of the cleaning chemical used in the workplace, including gel hand sanitiser and the precautions of use as well as the appropriate method of disposal of regulated waste and PPE. Mapa Professional responsibility can only be engaged if the protocol has not been scrupulously respected. As Mapa Professional has no control over the conditions of storage or use of PPE, any decision to reuse Mapa Professional products, alone or in combination with other PPE, in the context of a given application is the responsibility of user final. Always inspect PPE before each use to ensure that its integrity is not compromised and verify that it is suitable for the given application.

For more information www.mapa-pro.com